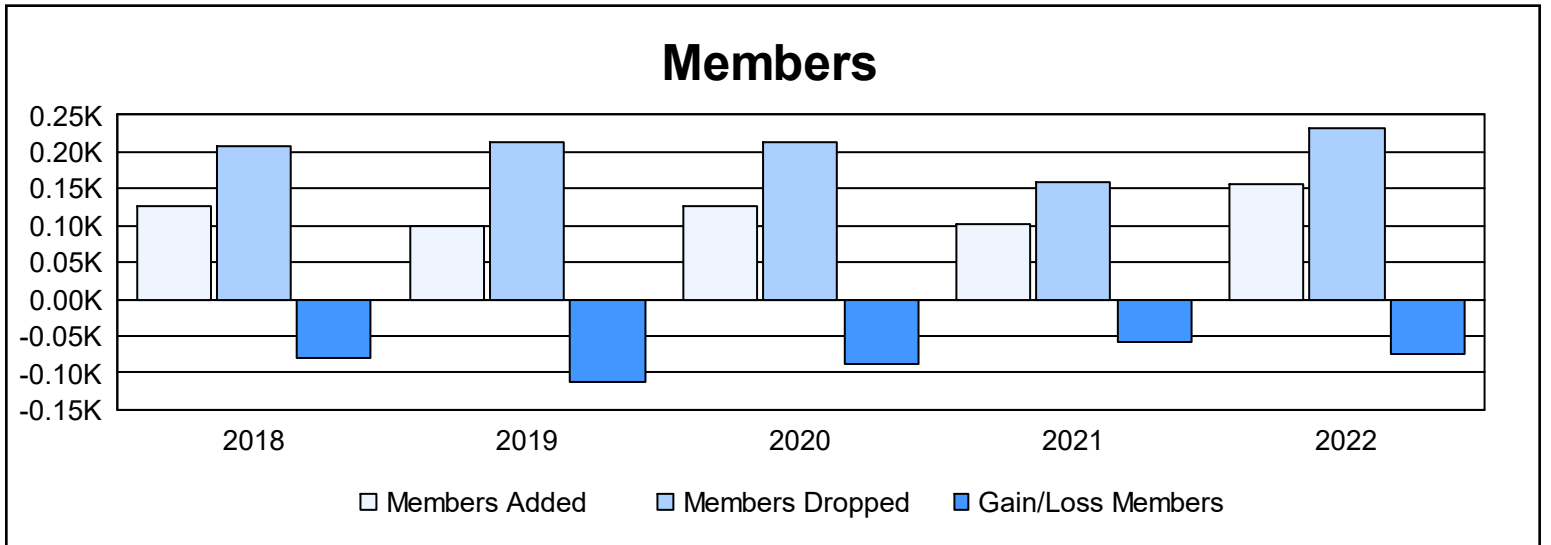
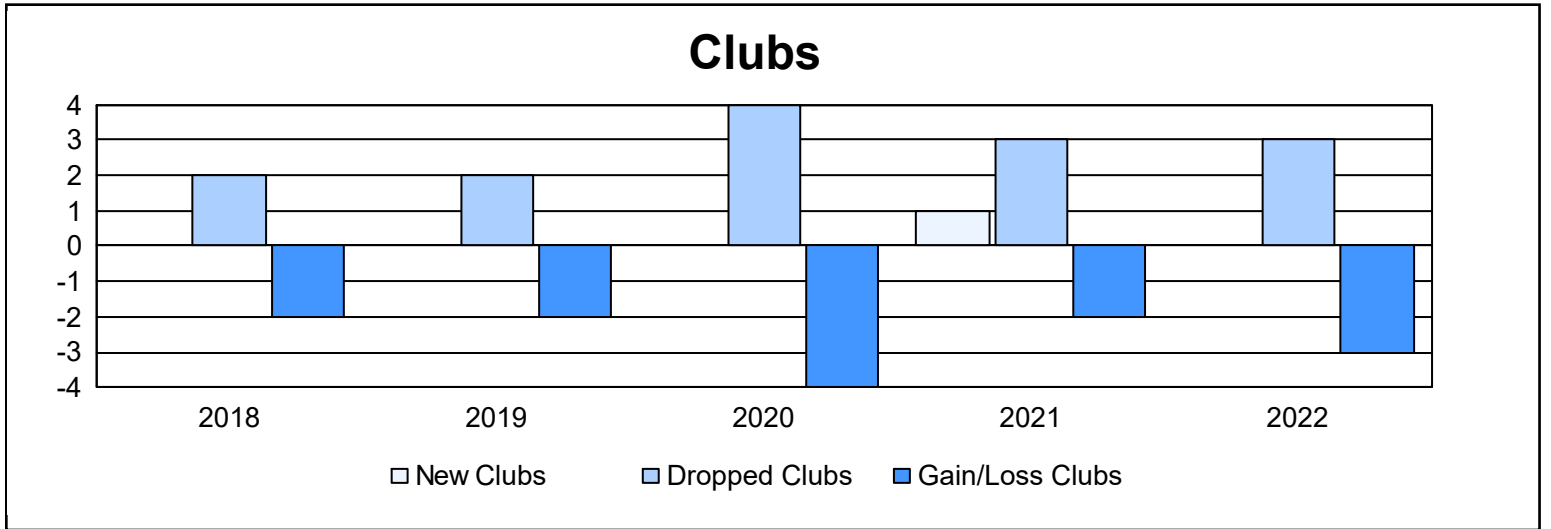
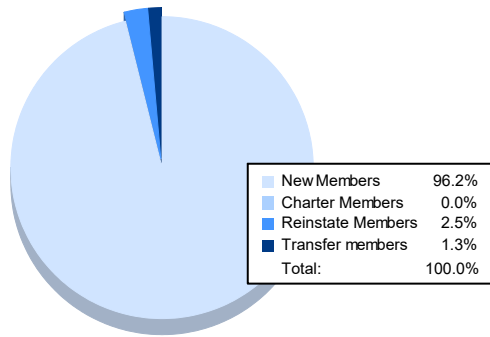


| Year           | New Clubs | Dropped Clubs | Gain/ Loss Clubs | New Members | Charter Members | Reinstate Members | Transfer Members | Total Member Added | Total Members Dropped | Gain/ Loss Members |
|----------------|-----------|---------------|------------------|-------------|-----------------|-------------------|------------------|--------------------|-----------------------|--------------------|
| 2017-2018      | 0         | 2             | -2               | 111         | 2               | 8                 | 6                | 127                | 208                   | -81                |
| 2018-2019      | 0         | 2             | -2               | 83          | 2               | 12                | 3                | 100                | 213                   | -113               |
| 2019-2020      | 0         | 4             | -4               | 92          | 8               | 14                | 12               | 126                | 214                   | -88                |
| 2020-2021      | 1         | 3             | -2               | 54          | 24              | 15                | 8                | 101                | 159                   | -58                |
| 2021-2022      | 0         | 3             | -3               | 151         | 0               | 4                 | 2                | 157                | 232                   | -75                |
| <b>Average</b> | <b>0</b>  | <b>3</b>      | <b>-3</b>        | <b>98</b>   | <b>7</b>        | <b>11</b>         | <b>6</b>         | <b>122</b>         | <b>205</b>            | <b>-83</b>         |



### Membership Composition June 2022 Cumulative



### Gender Composition June 2022 Cumulative

